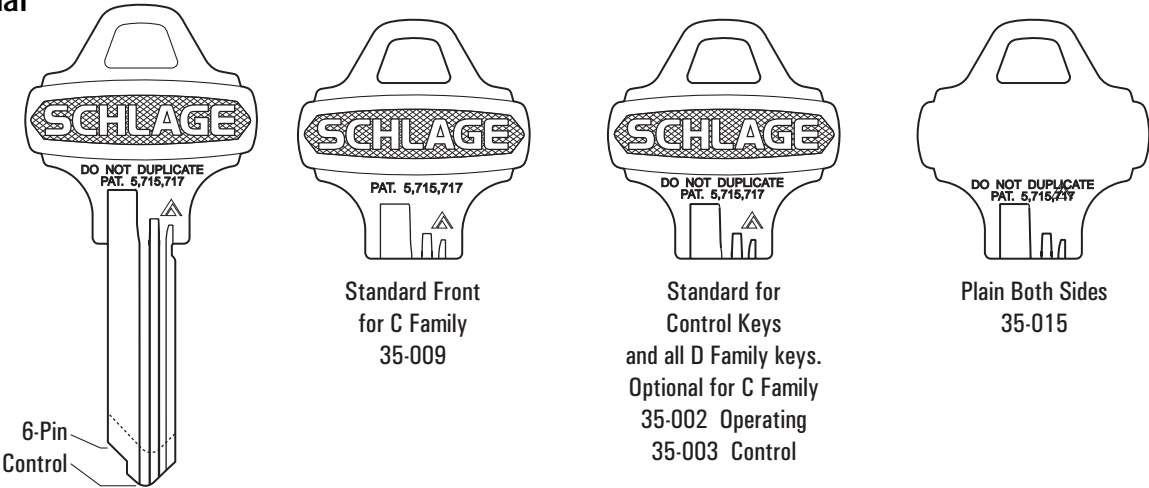




Everest Full Size Key Blanks

Numbers shown are for key blanks. For cut keys, change "35" prefix to "48" for change keys and "49" for master keys. Suffix key section, e.g. 35-009 C123. See facing page for available key sections.

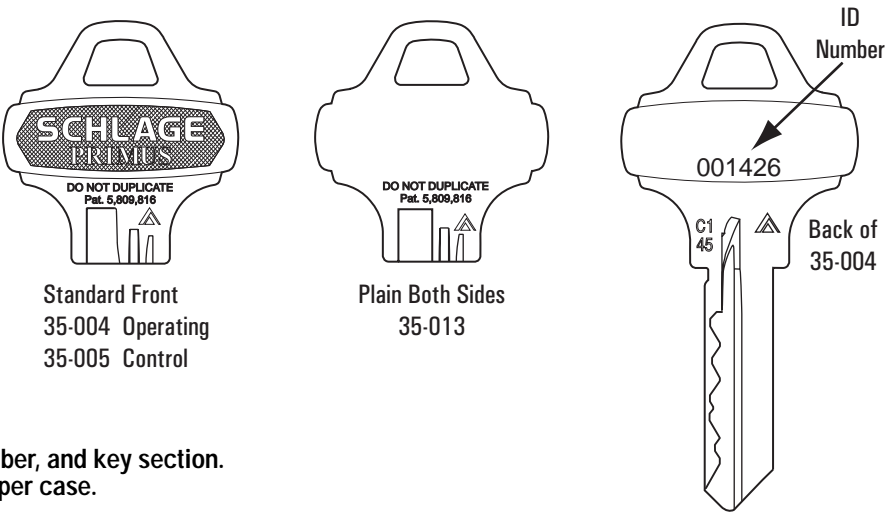
Conventional



Everest conventional keys are available with and without DO NOT DUPLICATE. Specify plain bow keys for applications when keys must be stamped with additional information such as special die stamps, serial numbering, etc.

Portion of lip removed from conventional Everest keys to prevent usage in Primus cylinders

Primus

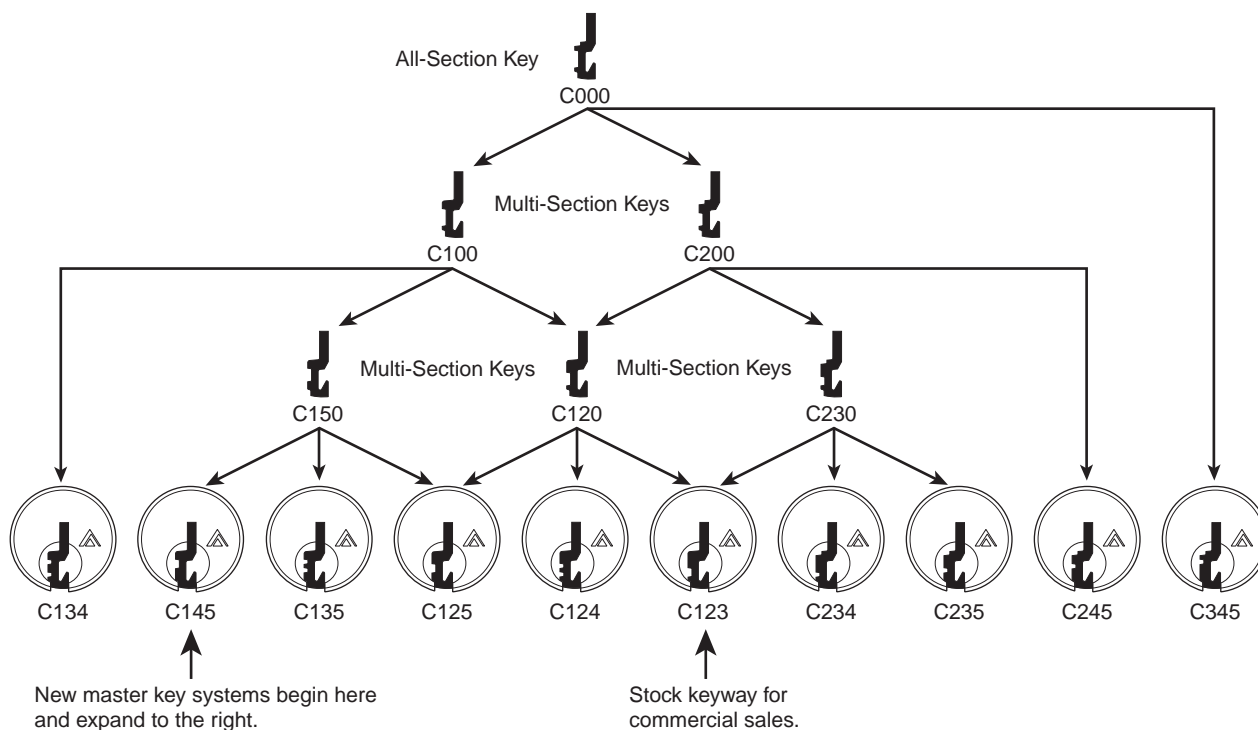


To order, specify quantity, 6-digit ID number, and key section. Key blanks are packed 50 per box, 1000 per case.

Everest Keyways for New Key Systems

C Family Keyways

for Everest conventional cylinders and
Primus Levels 7, 8, and 9



By definition, all Primus keys are restricted. Primus keys are downward compatible to operate Schlage *conventional* cylinders with compatible keyways. Key blanks for Schlage Everest *conventional* cylinders with C Family keyways (above) are openly available to locksmiths and contract hardware dealers but not normally found in retail stores that duplicate keys.

D Family Restricted Keyways (not shown)


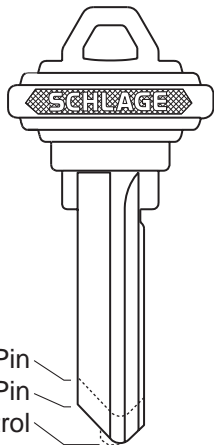
D Family keyways are end user restricted keyways. They are not stocked by locksmiths or other dealers. Conventional (non-Primus) cylinders with D Family restricted keyways offer economical patent protection but no geographical exclusivity. All orders for D Family keys and blanks require a letter of authorization from the end user.

The D Family keyways are only available at Primus Level 9 where product is shipped directly to the end user or his designated agent. Primus cylinders add the geographical exclusivity of the side biting as well as the high security features of the finger pin and sidebar mechanism.

Classic Key Blanks

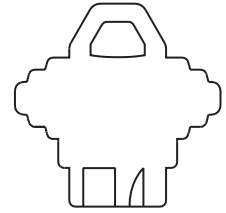
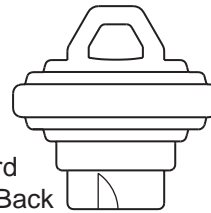
Numbers shown are for key blanks. For cut keys, change "35" prefix to "48" for change keys and "49" for master keys. Suffix key section, e.g. 35-101 E. See facing page for available key sections.

Conventional




Standard
Front and Back

35-100 5-Pin
35-101 6-Pin
35-056 Control

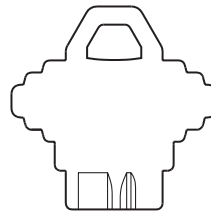


Plain Both Sides
35-130 5-Pin
35-131 6-Pin
35-076 Control


Primus



Standard Front
35-157 Operating
35-158 Control



Plain Front
35-053 Operating
35-052 Control



Back
of Both

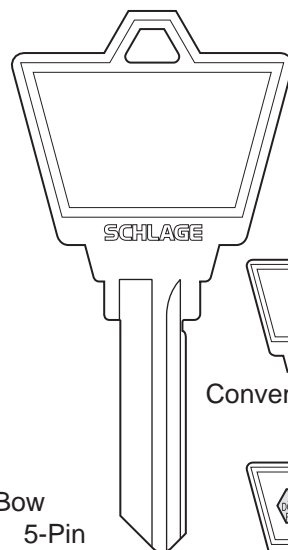
Standard Bow

To order conventional key blanks with DO NOT DUPLICATE, specify XQ06-878.

Specify plain bow keys for applications when keys must be stamped with additional information such as special die stamps, serial numbering, etc.

Large Bow

Ideal for special keys which must be visibly distinctive within a key system, or for very specialized marking.



Conventional Back

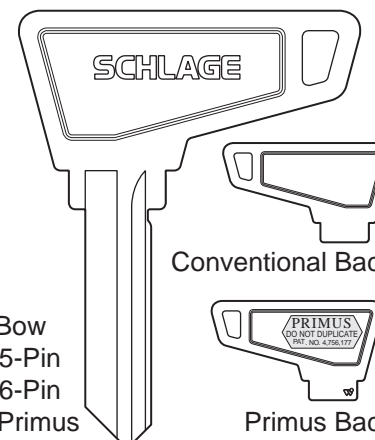


Primus Back

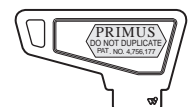
Large Bow
35-140 5-Pin
35-141 6-Pin
35-116 Primus

Access Bow

Conforms to California Title 24 for handicap access.



Conventional Back



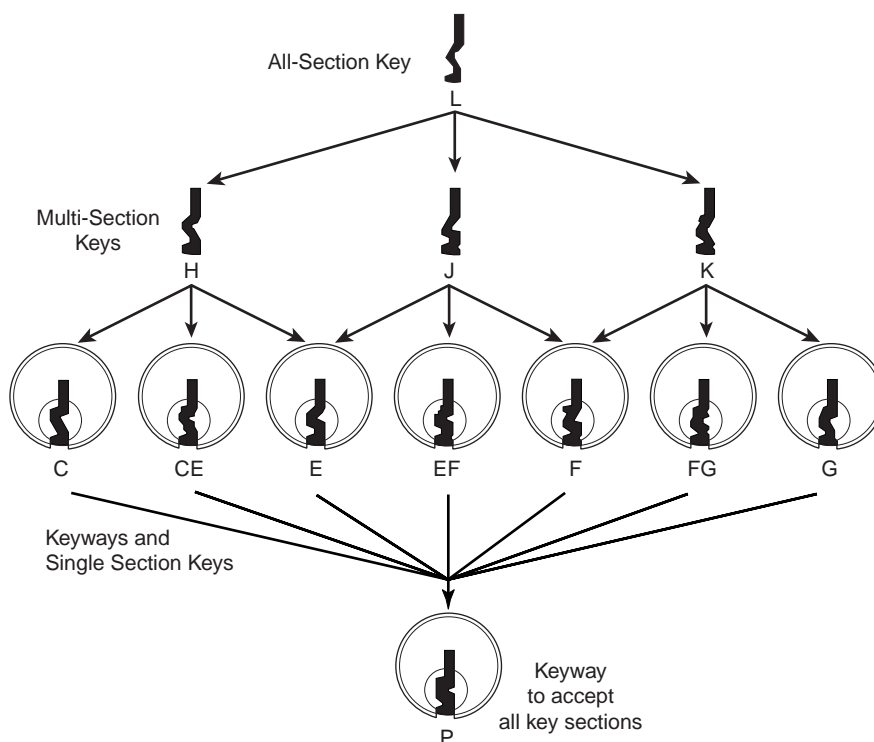
Primus Back

Access Bow
35-143 5-Pin
35-144 6-Pin
35-115 Primus

Classic Keyways for Older Key Systems

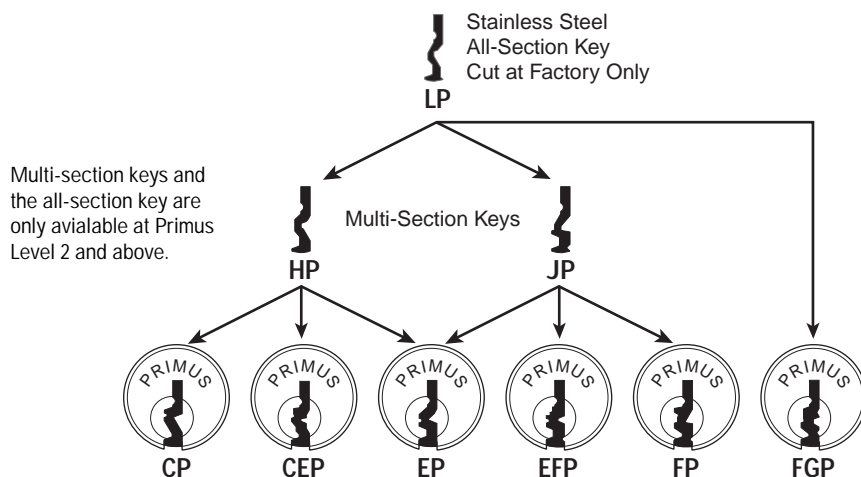
Obverse Keyways

for Classic Conventional cylinders



Obverse Keyways

for Classic Primus cylinders
Levels 1 through 4



Restricted Keyways (not shown)

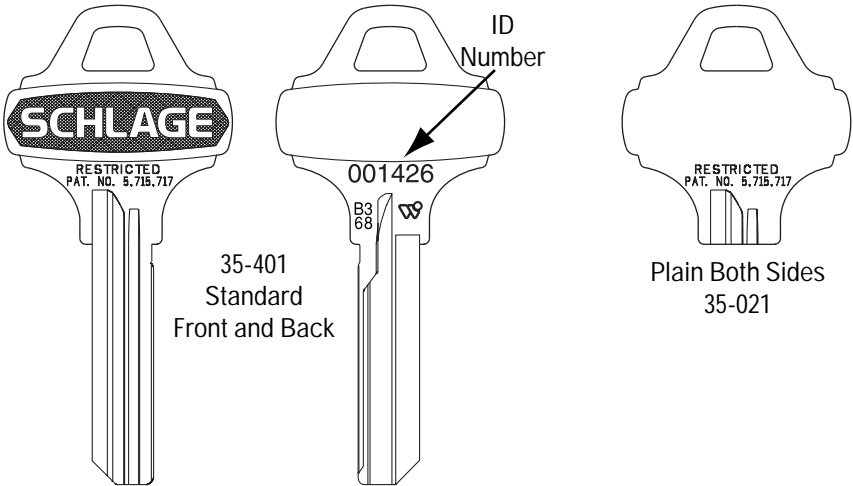
By definition, all Primus keys are restricted. They are downward compatible to operate Schlage conventional cylinders with corresponding keyways. Schlage Classic conventional cylinders may have keyways which are openly available as shown above, or they may be restricted (without patent protection) and require a letter of authorization from the end user. Not all Classic restricted keyways are Primus compatible.



Small Format Key Blanks

For cut keys, change "35" prefix to "48" for change keys and "49" for master keys.
Suffix key section, e.g. 35-009 C123. See facing page for available key sections.

Everest B Family
Patented
Restricted
Key Blanks



B235 Dealer Keyway

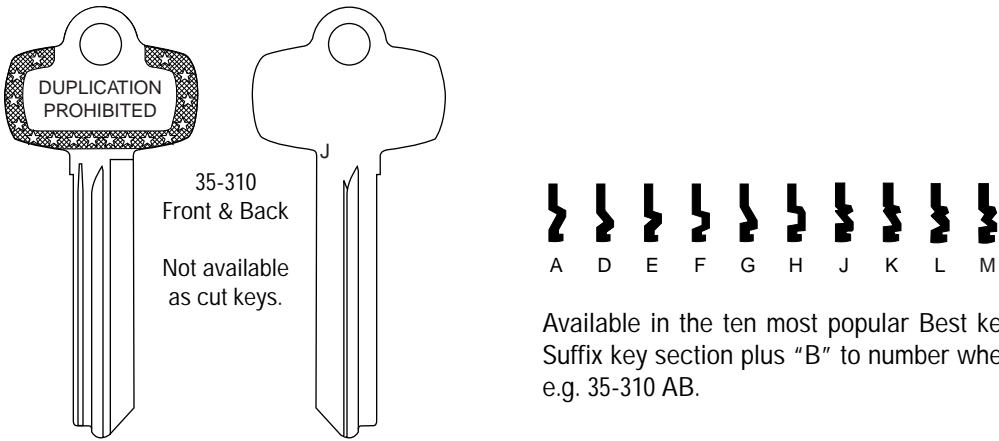
Available to locksmiths and service-oriented contract hardware dealers, this keyway is controlled similar to Primus Levels 1+ and 7. Each dealer signs a contract agreeing to certain key control procedures and agreeing not to duplicate keys marked with another dealer's ID number.

The dealer cuts all B235 keys and cannot sell key *blanks* to the end user. If the end user needs to cut keys, B Family end user keyways (below) should be furnished instead of B235. Contact your Schlage commercial wholesaler or local IR Security & Safety Consultants office for further information.

B Family End User Keyways

The B Family end user restricted keyways are not stocked by locksmiths or other dealers. They are drop shipped directly to the end user and offer economical patent protection but no geographical exclusivity. All orders for B Family keys and blanks require a letter of authorization from the end user.

Best® Type
Key Blanks



Available in the ten most popular Best key sections.
Suffix key section plus "B" to number when ordering,
e.g. 35-310 AB.

To order, specify quantity and key section. Include 6-digit ID number for Everest B Family.
Key blanks are packed 50 per box, 1000 per case.